

The four tables on pages 27-30 of this report provide a comprehensive picture of the breadth and intensity of RAO (Research and Advocacy Organisations¹) engagement with GPRS2 and MDDBS issues, as seen by William Ahadzie (WA), based on his reading of RAO's narrative and other reports provided to G-RAP.

This short paper presents the results of an analysis of the data in the tables, and poses some questions about the results. WA's raw data, and his explanation of its construction, are included at the end of this paper.

1. Which GPRS pillars are the RAOs addressing the most, versus least?

- All 17 RAOs are engaged with both the Good Governance and Human Resources issues, whereas only 56% of RAOs (9) are engaged with Private Sector issues
 - This smaller group are: WILDAF, LRC, AWLA, ILGS, GII, ARK FOUNDATION
- Almost all the component issues under each GPRS pillar are being addressed by at least one RAO. Except Population Management, under Human Resources, which is addressed by none.
- The Good Governance pillar is most intensively covered, with 86% of the maximum possible coverage², then Private Sector at 50% and Human Resources at 39%

2. Are RAOs paying more attention to GPRS pillars than MDDBS?

- All 17 RAOs are engaged with the MDDBS issues (same as GPRS)
- All MDDBS issues are being engaged with by one or more RAOs (same as GPRS)
- Coverage of MDDBS issues is slightly less than Good Governance, at 71%, but higher than Private Sector and Human Resources issues coverage

3. Which RAOs are addressing each GPRS pillar more intensively³ than average?

- Private Sector: ISSER, CEPA, IEA, TWN (in declining order)
- Human Resources: ABANTU, AWLA, CDD, CSPS, IEA, ILGS, ISSER, WILDAF
- Good Governance: ARK, CDD, CEPA, CSPS, IEA, ILGS, ISSER, TUC
- All three pillars: ISSER, IEA
- And MDDBS: CDD, CEPA, CSPS, IDEG, IEA, ISODEC, ISSER.

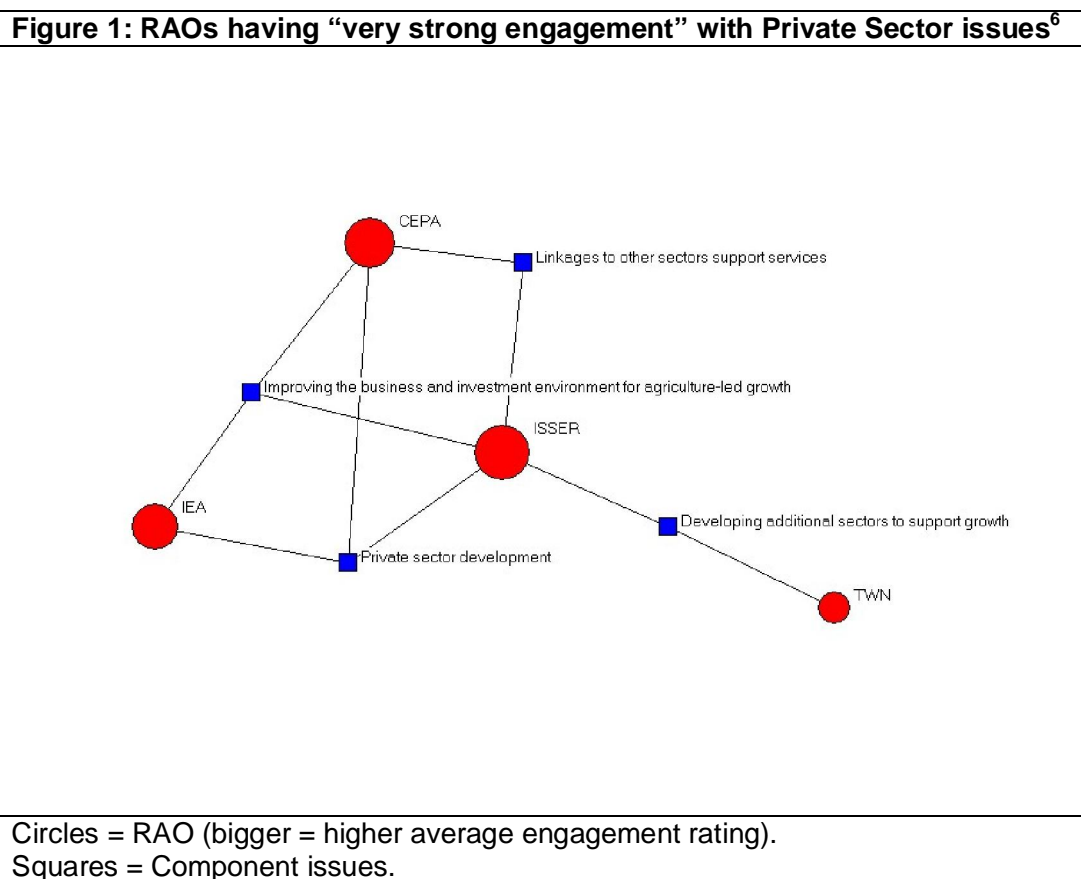
¹ Mainly NGOs, but also including some University and related organisations

² Maximum coverage = # component issues x # RAOs. Coverage here is the same as "network density", in social network analysis terms.

³ Measured by the average engagement rating given to each RAO (by WA), for each GPRS pillar

4. To what extent are RAOs specialising in specific aspects of each GPRS pillar and MDS? (versus all being engaged in a similar set of activities)⁴

- Private Sector: Eight of the nine RAOs are engaged with all the component issues. TUC is the only “specialist”⁵, focusing on one issue: “Private sector development” only.
- When attention is focused only on those issues that RAOs have “very strong engagement” we can see (in Figure 1 below) two types of issue groupings: two issues that three RAOs are working on (left side of network), and two other issues that two RAOs are working on each (right side). Within this network ISSER is the most central actor, sharing more issue interests than others.

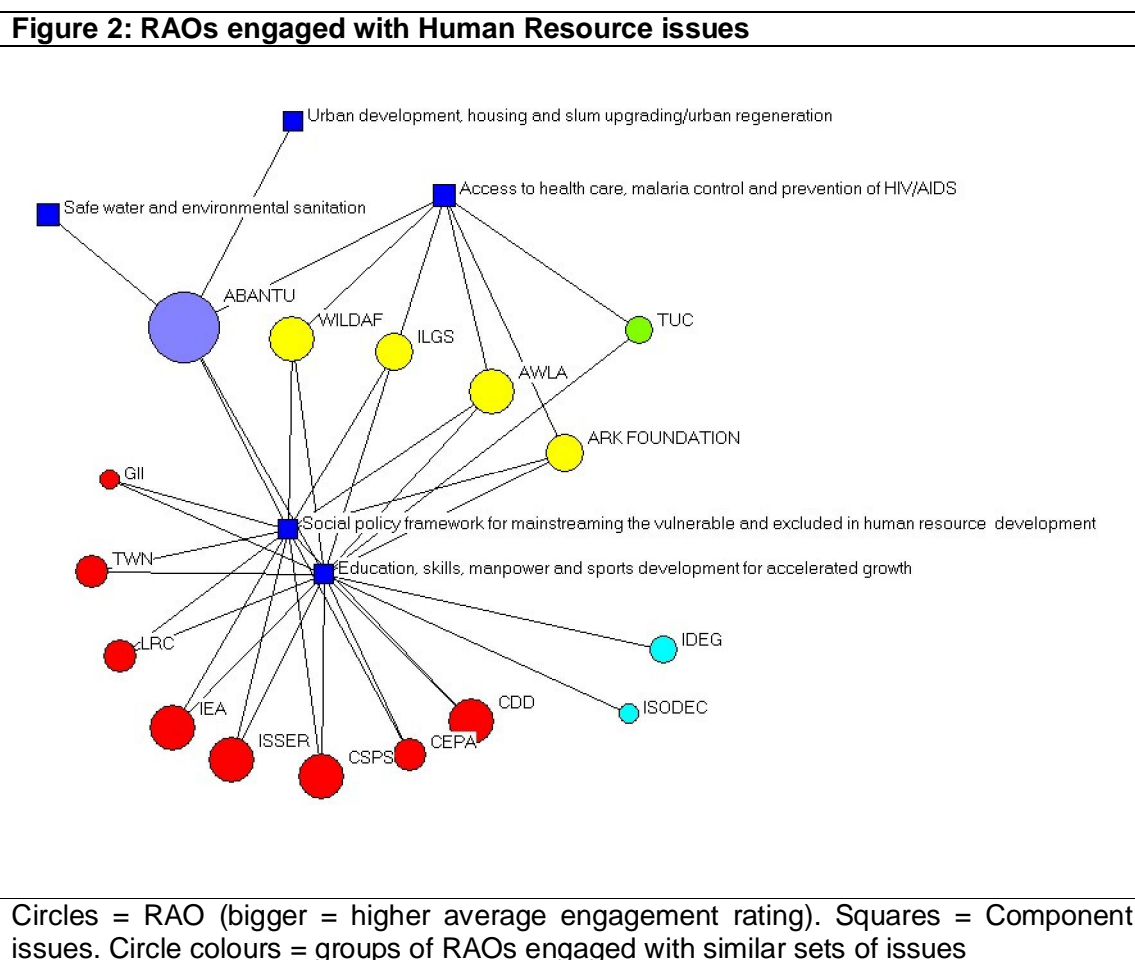


⁴ Assumption: From a sector wide perspective, some degree of specialisation could be a good thing, so long as RAOs were talking to each other about their work on different GPRS issues.

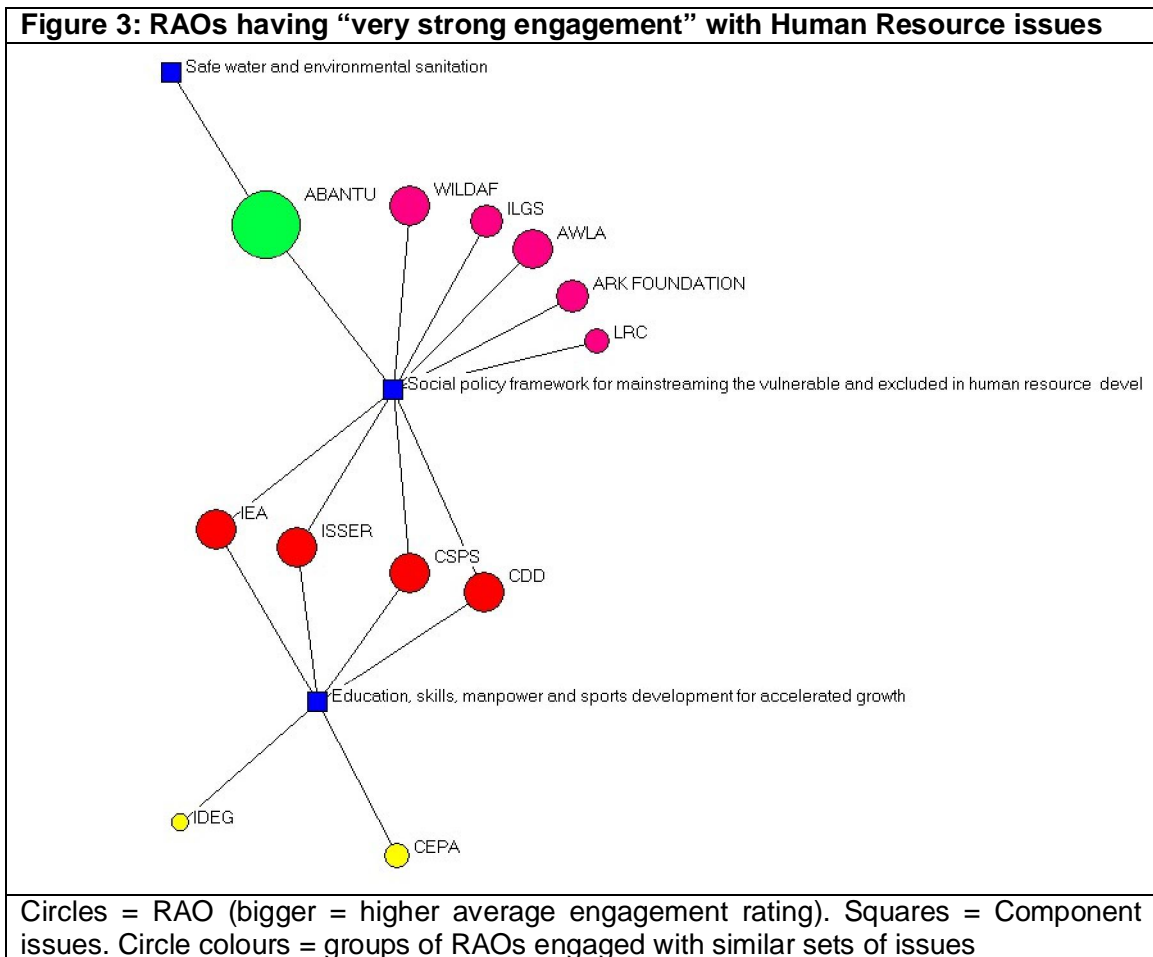
⁵ The term “specialist” as used here is provisional label, applying to what can be seen when analysing WA’s data. It is possible that two RAOs working on the same issue with a GPRS issue might nevertheless still be specialists, working on quite different aspects of that issue.

⁶ Diagram produced with UCINET software, using matrix data provided by WA

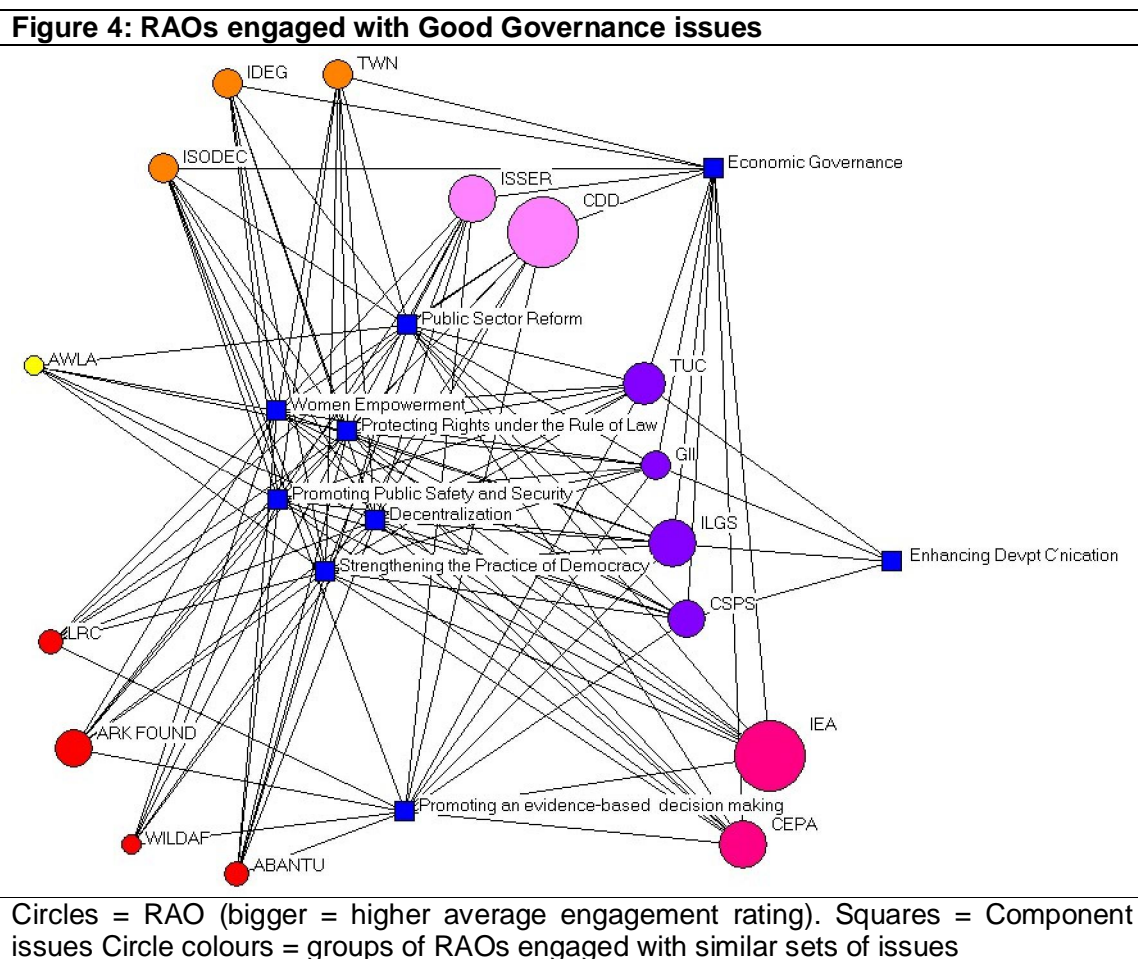
- Human Resources:** When all three levels of engagement are included we can see five different groups of RAOs, involved with different combinations of issues. See Figure 2 below. IDEG and ISODEC are the only RAOs working on one Human Resources issue only (Education, skills, manpower...). And ABANTU is the only RAO working on Human Resources issues that no other RAO in this group is working on (Safe water and environmental sanitation; Urban development, housing and slum upgrading).



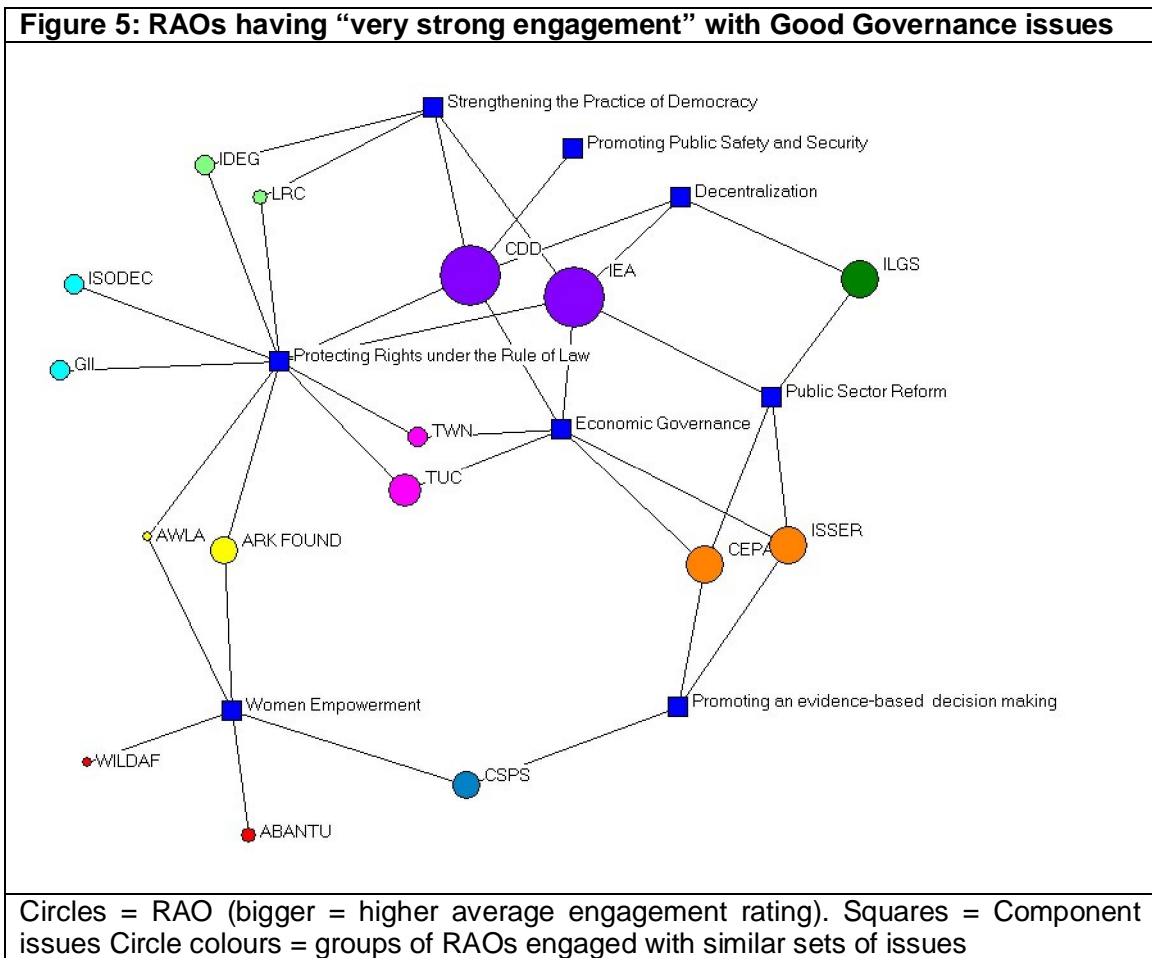
- When attention is focused on issues that RAOs have “very strong engagement” with Human Resources issues there are four identifiable groups of RAOs, two of which are focusing on one issue only, and the others that are focusing on more than one issue. These provide a bridge between the three sets of issues in this network. There are more RAOs involved at this level with Human Resources, relative to Private Sector issues



- **Good Governance:** When all three levels of engagement are included we can see six different groups of RAOs, working on different but overlapping sets of issues. See Figure 4 below. All RAOs are addressing multiple issues and all issues are addressed by multiple RAOs. We need to look into more detail.

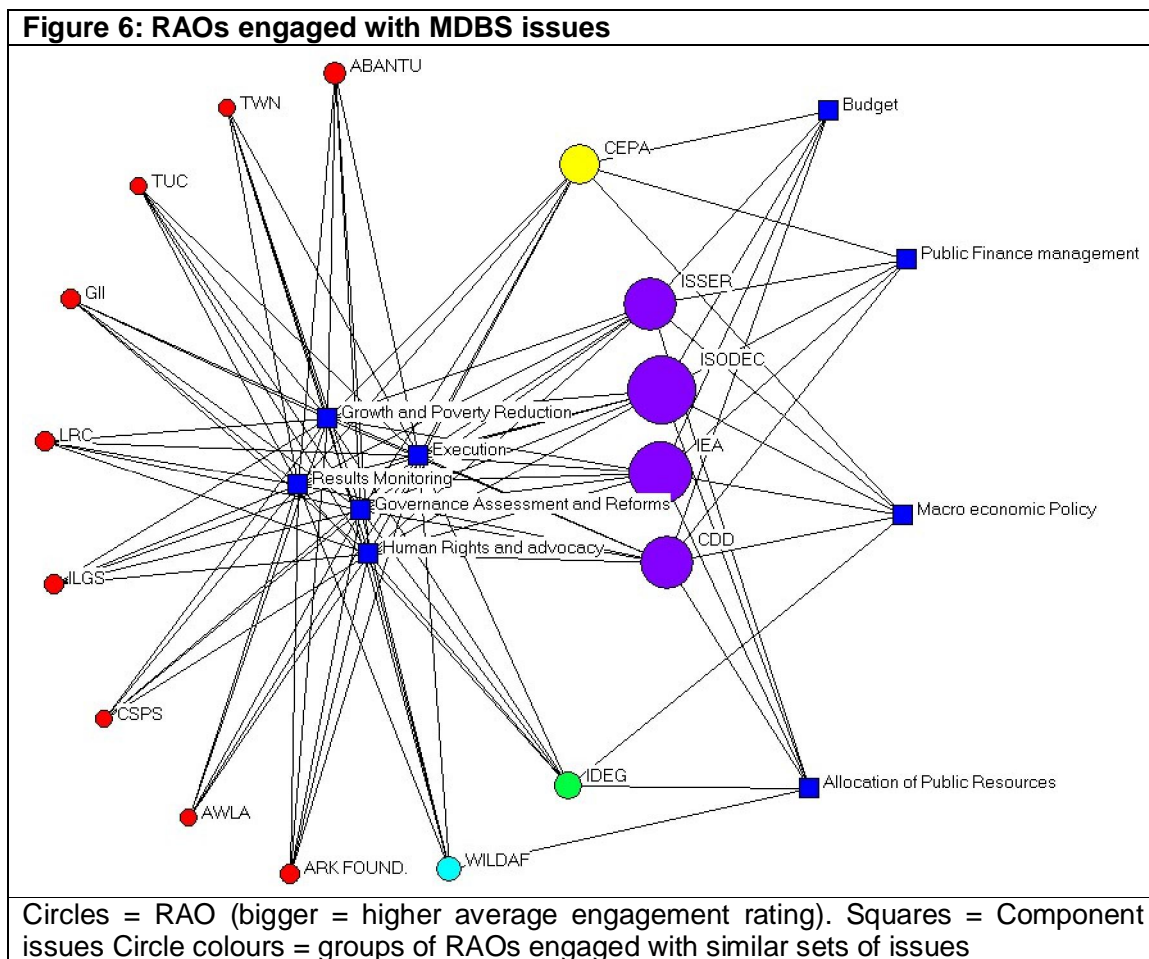


- When attention is focused only on those issues that RAOs have “very strong engagement” there are still multiple groups of RAOs working on different combinations of issues, but their relationships to specific issues and each other is much clearer. The most central⁷ actors in this network are CDD and IEA. The most central issues are “Protecting Rights...” and “Economic Governance”. There are more RAOs involved at this level with Good Governance, relative to Human Resources and Private Sector issues

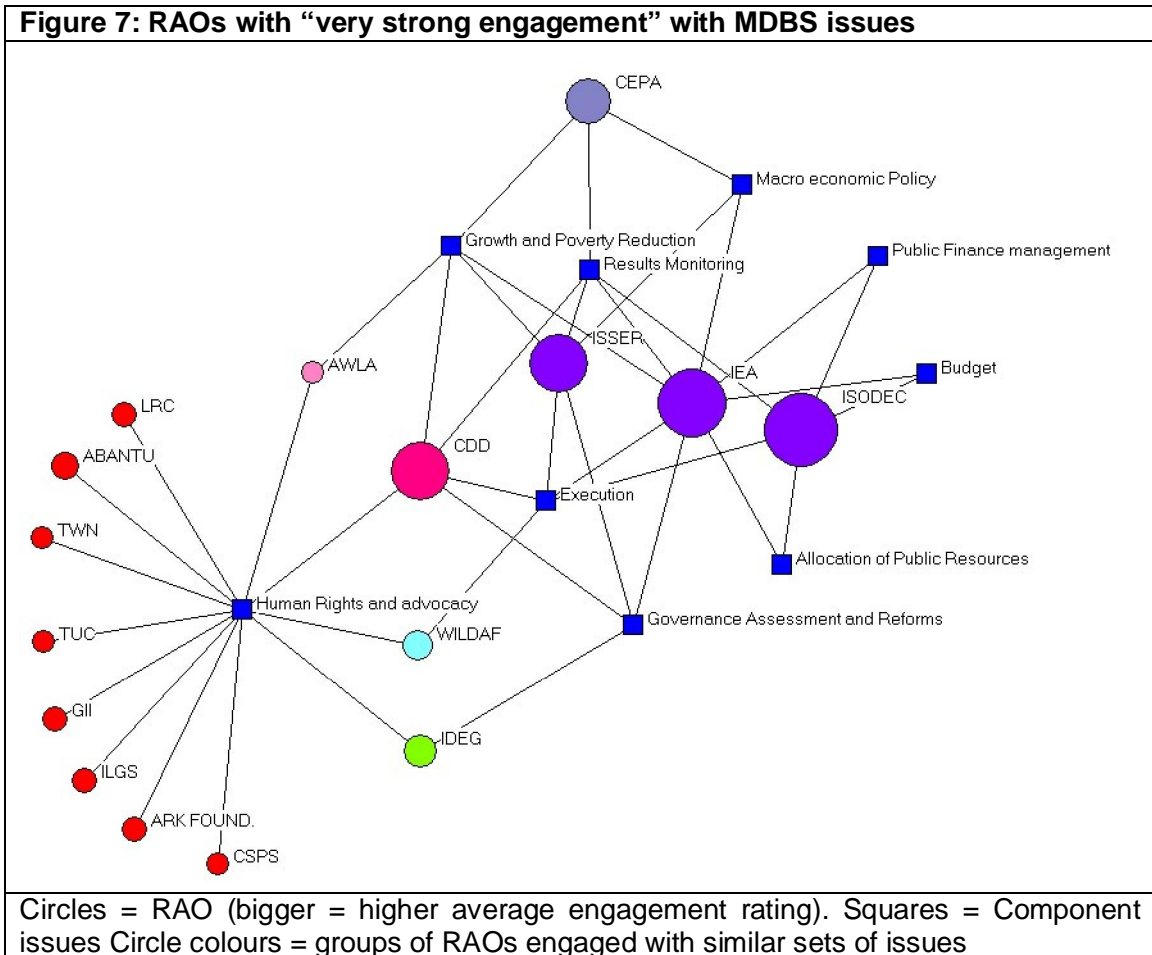


⁷ In terms of numbers of links with others (issues or actors)

- **MDBS:** When all three levels of engagement are included we can see five different groups of RAOs working on different but overlapping sets of issues. See Figure 6 below. These form two larger clusters. The second cluster, on the right, addresses a wider range of MDBS issues than the first on the left.



- When attention is focused only on issues that RAOs have “very strong engagement” with a slightly different picture emerges. See Figure 7 below. Here there two major groups of RAOs (on the right and left), with a third having “bridging interests”. One group of eight RAOs is focused on human rights and advocacy and another four RAOs more on the other eight MDDBS issues. The most central⁸ actor in this network is IEA and the most central issue is “Human Rights and Advocacy”



5. Questions to ask about RAO relationships to GPRS and MDDBS issues, as shown above

- Are those RAOs who are occupying similar structural positions⁹ in these networks talking to each other about their shared interests in these issues? E.g. the 8 RAOs addressing human rights issues, in Figure 7. Or, IDEG and CDD re their joint interests in Governance Assessment and Reforms?

⁸ In terms of numbers of links with others (issues or actors)

⁹ Similar structural positions = having the same set of links to GPRS or MDDBS issues

- Are RAOs occupying bridging positions¹⁰ in these networks talking to RAOs on both sides of the network, and helping ensure they know about each other's work on those issues? E.g. CDD in Figure 7
- Are there some issues that need more RAOs to be jointly engaged with them, so that any work done on these issues is better integrated? E.g. Macro-Economic Policy and Public Finance Management, which is only linked by IEA in Figure 7
- How well does the text commentary on these networks fit with WA's own analysis of the tables? For example, WA noted (below) that "CDD has had the most direct engagement with the MDBS having been contracted to assess its effectiveness in delivering pro-poor development" but in Figure 7 above, IEA appears to have more "very strong engagement" links. This is a question that WA could attend to in his further work on his report.
- How well do these network maps (based on WA's assessments) fit with other information that G-RAP has about what RAOs are working on what issues, and what other RAOs they are working with?
- How adequate are the issue categories, as a basis for this type of analysis? Are they ones used by other stakeholders, which they would recognise and understand? Are they ones that will remain reasonably stable over time, allowing a comparative analysis in twelve months time?
- How well do these network pictures fit with the network of relationships reported by RAOs in their narrative progress reports to G-rap, which will be analysed by myself? Comparison of these will help identify:
 - Links that exist, but which are not included in the above diagrams. Possibly because they are the focus of other types of concerns and issues
 - Links that don't exist, though they are included in the above diagrams. G-rap may want to inquire why these links don't exist, and if it would be helpful if they did.
 - Links that exist in the above diagrams and also in the networks captured through my analysis of the narrative reports. G-Rap might feel more confident in the reality of these linkages, versus others.

¹⁰ Bridging position = A position in a network that links two groups of actors who are not otherwise in direct contact with each other.

Excerpt from WA's report

Relationship of RAO outputs and GPRS and MDDBS Policy Objectives

To determine how close RAO activities are with these two frameworks, we use a scale to determine the strength of association. Table ... looks at the nature of RAO engagement with the specific pillar or area of focus¹¹. Based on the nature and level of engagement we assign a value ranging from 1-4 where 1 represents active engagement with a particular policy issue and 4 means no engagement at all¹². This is also fairly discretionary and is subject to validation with the RAOs primarily because the reports are sketchy on the complete range of activities of each RAO. But in our view engagement includes active participation in policy formulation, implementation and monitoring, organisation of workshops, seminars, conferences on specific policies related to the GPRS and MDDBS, conducting relevant studies, disseminating research findings and undertaking general advocacy work. No engagement means the RAO does nothing in relation to the specific area of focus as contained in the GPRS or MDDBS programme.

Tables 4-7 give an indication of the assessed levels of engagement of RAOs to the policy processes. Generally it is noted that grantees have engaged more readily with the GPRS II than with the MDDBS. The MDDBS programme appears a bit remote to the majority of grantees. CDD has had the most direct engagement with the MDDBS having been contracted to assess its effectiveness in delivering pro-poor development.

It is also noted that grantees maintain core activities that are associated with their declared mandates but engage policies that have some bearing on their main activities. For instance while the focus of gender advocacy RAOs (ABANTU, ARK, AWLA, FIDA WILDAF) is on seeking gender equity, some (ABANTU, WILDAF, ARK) have taken on issues related to decentralisation and public sector reform. In the same vein, grantees such as IEA, CEPA, TWN have added gender equity to their mandates. The diversification may represent new grounds or the utilisation of the opportunity the G-RAP funds provided. (This will be checked with grantees)

¹¹ Matrix adapted from Davies

¹² Key: 1 = very strong engagement 2 = strong engagement 3 = weak engagement 4 = no engagement

Table 4 : RAO engagement with specific issues within the "Private sector competitiveness" Pillar

	Private sector development	Improving the business and investment environment for agriculture-led growth	Linkages to other sectors support services	Developing additional sectors to support growth
ISODEC	3	4	3	3
IDEG	3	3	3	3
AWLA	4	4	4	4
IEA	1	1	2	2
ISSER	1	1	1	1
CDD	3	3	3	3
ABANTU	3	3	3	3
ARK FOUND	4	4	4	4
CSPS	4	4	4	4
CEPA	1	1	1	2
WILDAF	4	4	4	4
TWN	2	3	3	1
ILGS	4	4	4	4
LRC	4	4	4	4
GII	4	4	4	4
TUC	3	4	4	4
ALL				

Key: 1 = very strong engagement 2 = strong engagement 3 = weak engagement 4 = no engagement

Table 5: RAO engagement with specific issues within the Human resource development" theme

	Education, skills, manpower and sports development for accelerated growth	Access to health care, malaria control and prevention of HIV/AIDS	Population management	Safe water and environmental sanitation	Urban development, housing and slum upgrading/urban regeneration	Social policy framework for mainstreaming the vulnerable and excluded in human resource development
ISODEC	2	4	4	4	4	4
IDEG	1	4	4	4	4	4
AWLA	2	3	4	4	4	1
IEA	1	4	4	4	4	1
ISSER	1	4	4	4	4	1
CDD	1	4	4	4	4	1
ABANTU	2	3	4	1	3	1
ARK FOUNDATION	3	3	4	4	4	1
CSPS	1	4	4	4	4	1
CEPA	1	4	4	4	4	3
WILDAF	2	3	4	4	4	1
TWN	2	4	4	4	4	2
ILGS	3	3	4	4	4	1
LRC	3	4	4	4	4	1
GII	3	4	4	4	4	3
TUC	2	3	4	4	4	4

Key: 1 = very strong engagement 2 = strong engagement 3 = weak engagement 4 = no engagement

Table 6: RAO engagement with specific "Good governance and civic responsibility" Pillar issues
Key: 1 = very strong engagement 2 = strong engagement 3 = weak engagement 4 = no engagement

	Strengthening the Practice of Democracy	Decentralization	Protecting Rights under the Rule of Law	Promoting Public Safety and Security	Public Sector Reform	Economic Governance	Enhancing Devpt C'nication	Women Empowerment	Promoting an evidence-based decision making
ISODEC	3	2	1	3	3	2	4	2	3
IDEG	1	2	1	3	2	3	4	3	4
AWLA	3	3	1	2	3	4	4	1	4
IEA	1	1	1	3	1	1	4	2	2
ISSER	3	2	3	3	1	1	4	2	1
CDD	1	1	1	1	2	1	4	3	2
ABANTU	2	2	2	3	3	4	4	1	3
ARK FOUND	2	2	1	2	3	4	4	1	3
CSPS	3	3	3	3	2	3	3	1	1
CEPA	3	2	3	3	1	1	4	2	1
WILDAF	2	3	2	2	4	4	4	1	3
TWN	3	3	1	3	2	1	4	2	
ILGS	2	1	2	3	1	3	3	2	3
LRC	1	3	1	2	3	4	4	3	3
GII	2	3	1	3	3	2	3	3	3
TUC	2	3	1	3	2	1	3	3	3

Table 7 : RAO engagement with performance Areas of MDBS

	Public Finance management	Results Monitoring	Governance Assessment and Reforms	Human Rights and advocacy	Macro economic Policy	Growth and Poverty Reduction	Allocation of Public Resources	Budget	Execution
ISODEC	1	1	3	3	3	2	1	1	1
IDEG	4	2	1	1	3	2	3	4	3
AWLA	4	3	3	1	4	1	4	4	3
IEA	1	1	1	3	1	1	1	1	1
ISSER	2	1	1	3	1	1	2	2	
CDD	2	1	1	1	3	1	2	2	1
ABANTU	4	2	2	1	4	2	4	4	2
ARK FOUND.	4	3	2	1	4	2	4	4	2
CSPS	4	3	3	1	4	2	4	4	2
CEPA	2	1	3	3	1	1	4	2	2
WILDAF	4	3	3	1	4	2	2	4	1
TWN	4	3	3	1	4	2	4	4	2
ILGS	4	2	3	1	4	2	4	4	2
LRC	4	2	3	1	4	2	4	4	2
GII	4	2	3	1	4	2	4	4	2
TUC	4	3	3	1	4	2	4	4	2

Key: 1 = very strong engagement 2 = strong engagement 3 = weak engagement 4 = no engagement